

Definition

Technical definition: H05Z1Z1-F

Voltage rating: 300/500 V



Max. operating temperature:

operating service:60°C

short-circuit (5 s.):150°C



Voltage test: H05Z1Z1-F-----2000 V (5 min.)

Constructive description: according to UNE 21031-14:

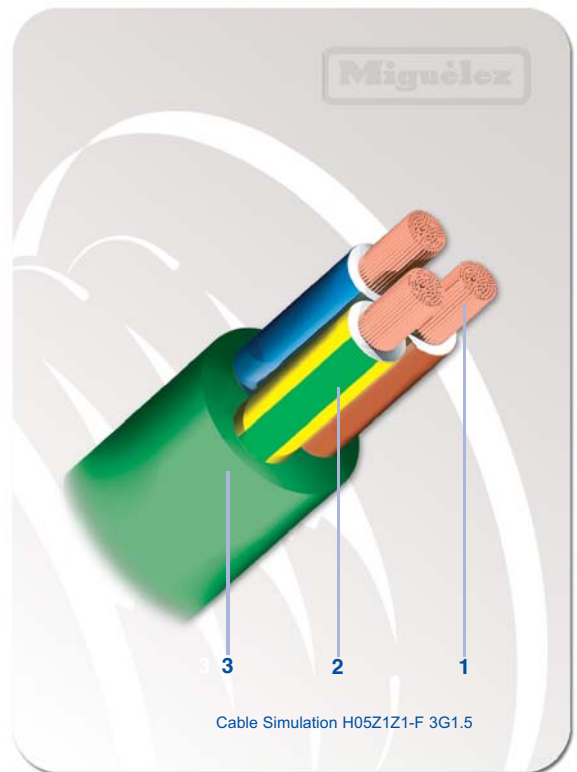
- 1 Flexible electrolytic copper conductor class 5 according to UNE-EN 60228/ EN 60228 /IEC 60228 standard.
 - 2 Isolation mixture of thermoplastic material type T16, according to UNE 21031-14 standard.
 - 3 Sheath mixture of thermoplastic material type TM7, according to UNE 21031-14 standard.
- They appear in multi-core formation of 2 to 5 insulated phases, depending on the installation necessities.



Rank of temperatures of storage, transport and handling:

$T_{\text{minimum}} \text{ } ^\circ\text{C}: +5$ $T_{\text{maximum}} \text{ } ^\circ\text{C}: +40$ (1)

(1) Exposed to the sun, the temperature of the surface of the cable can exceed the value given, but limited to a maximum of 60°C.



Applications

Installation type: MOBILE Regular or ordinary service.

Use when the mechanical risks of injuries and efforts are weak and when the risk of mechanical injury is weak, situation that can be found in the normal use of machinery of small and medium dimensions in business / domestic premises and in light industry.

Users guide:

H05Z1Z1-F: "it prescribes its use when conductors are required to have a low level of smoke emission and corrosive gases in case of fire" Domestic Uses, premises destined to kitchens, offices; household-electric appliances, even in humid places; (for average, for example washing, drying and refrigerating services). It can be used in cooking ,heating coming up that is not risk of contact with hot parts and subject to radiation."

Unsuitable: use in zones in which lights reaches high temperatures.

Unsuitable: use outdoors, in buildings of industrial or agricultural use or for portable tools of non-domestic use, it is not recommended for the wiring of fixed facilities.

Functional characteristics

A) Flexibility:

The use of flexible copper conductor forming a rope yarn of several very fine threads in combination with the isolation and sheath type TM7 equips these cables with an exceptional degree of flexibility.



B) Non flame propagation test:

The composition of the isolation of PVC type TM7, guarantees the non-flame propagation of the flame according to UNE-EN 60332-2-1 ; EN 60332-2-1 ; IEC 60332-2-1 standards.



C) Suitable for mobile use:

Standard UNE 21176 recommends its use for light mobile services, extra light, ordinary even staying temporarily outdoors.



D) Water resistant:

Use condition AD2 (Probability of rain drops falling vertically) according to UNE 21176 ANEXO C.



E) Suitable for use in presence of corrosive or polluting substances:

Condition of use AF3 (subject of intermittent or accidental form to corrosive or polluting substances) according to UNE. 21176 ANEXO C standards.



**F) Density of smoke (smoke-screening):**

In case of fire, avoids loss of visibility due to smoke produced by cable combustion, according to UNE EN 61034-2 / EN 61034-2 / IEC 61034-2 standards.







**G) Halogenous determination:**

In case of fire, the emission of monoxide of carbon, carbon dioxide and hydrochlorate acid is lower to 0.5 %, according to: UNE EN 50267-2-1/ EN 50267-2-1 / IEC 60754-1 standards.

**H) Acidity and gases corrosivity:**

In case of fire, the index acidity and the conductivity the emanated gases according to UNE EN 50267-2-3 / EN 50267-2-3 / IEC 60754-2+A1 standards. minimum PH $\geq 4,3$ / maximum conductivity ($\mu\text{S}/\text{cm}$) ≤ 100 .

*Dimensional characteristics*

Code	Nominal cross section	Ø Overall	Insulation thickness	Weight	Conductor resistance 20°C
					
	mm ²	mm	mm	Kg/km	Ohm/km

H 0 5 Z 1 Z 1 - F					
84505	2x0,75	6,2	0,6	67,6	26
84506	2x1	6,6	0,6	77,7	19,5
84507	2x1.5	7,3	0,7	99,2	13,3
84508	2x2.5	9	0,8	151,8	7,98
84509	2x4	10,6	0,8	213,2	4,95
84515	3G0.75	6,5	0,6	67	26
84516	3G1	7	0,6	79,3	19,5
84517	3G1.5	7,9	0,7	104,5	13,3
84518	3G2.5	9,7	0,8	161,4	7,98
84519	3G4	11,4	0,8	231,4	4,95
84525	4x0,75	7,1	0,6	80,7	26
84526	4G1	7,8	0,6	98,6	19,5
84527	4G1.5	8,9	0,7	132,3	13,3
84528	4G2.5	10,6	0,8	196	7,98
84529	4G4	12,5	0,8	283,2	4,95



H 0 5 Z 1 Z 1 - F

Presentation

Boxes, packages and standard pallet sizes			
Cable type	M. pallet	Nominal cross-section	m./coil
AFIRENAS MAN H05Z1Z1-F	7200	2x0,75	100
AFIRENAS MAN H05Z1Z1-F	7200	2x1	100
AFIRENAS MAN H05Z1Z1-F	7200	2x1,5	100
AFIRENAS MAN H05Z1Z1-F	4200	2x2,5	100
AFIRENAS MAN H05Z1Z1-F	3000	2x4	100
AFIRENAS MAN H05Z1Z1-F	7200	3G0,75	100
AFIRENAS MAN H05Z1Z1-F	7200	3G1	100
AFIRENAS MAN H05Z1Z1-F	4800	3G1,5	100
AFIRENAS MAN H05Z1Z1-F	3600	3G2,5	100
AFIRENAS MAN H05Z1Z1-F	3000	3G4	100
AFIRENAS MAN H05Z1Z1-F	7200	4x0,75	100
AFIRENAS MAN H05Z1Z1-F	6000	4G1	100
AFIRENAS MAN H05Z1Z1-F	4200/3600	4G2,5	100
AFIRENAS MAN H05Z1Z1-F	3000	4G4	100

Colours

